



Cross-State Alignment Analyses

Comparing content analysis results from multiple perspectives to inform document revisions.

Presented by John Smithson
Wisconsin Center for Education Research
University of Wisconsin-Madison

1 English Language Arts & Reading

Alignment Overall: 0.12

7

Coarse Grain Alignment: 0.2958

- = Not Covered
- = < 2.5%
- = < 5.0%
- = < 7.5%
- = >= 7.5%

2

Administration Year: 2008

5

2008

Sample Selection: Coll. Brd. Level 6 Gr. 11_1 OH R OGT (04_05_06) G

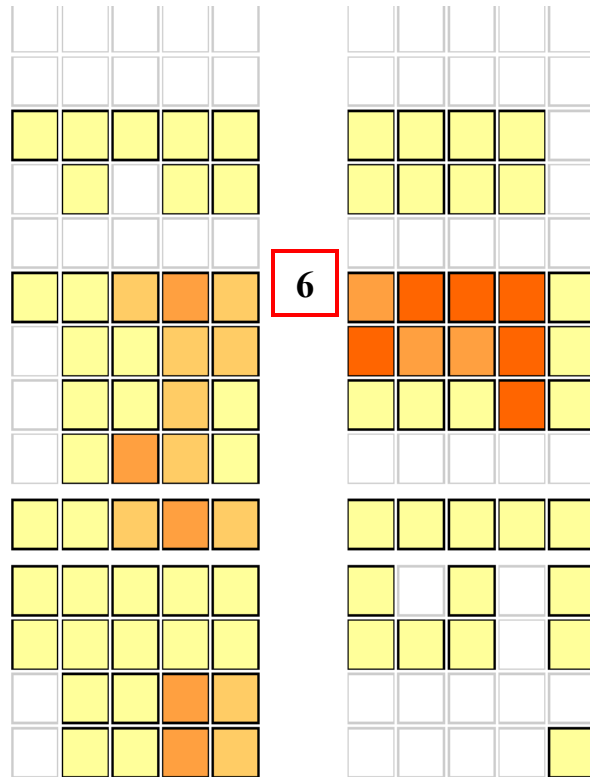
Report By: All Data All Data

- [Phonemic awareness](#)
- [Phonics](#)
- [Vocabulary](#)
- [Text and print features](#)
- [Fluency](#)
- 3 [Comprehension](#)
- [Critical Reasoning](#)
- [Author's Craft](#)
- [Writing Process](#)
- [Elements of Presentation \(Verbal & Written\)](#)
- [Writing Applications](#)
- [Language Study](#)
- [Listening and Viewing](#)
- [Speaking and Presenting](#)

Student Expectations

- I. Memorize/Recall
- II. Perform Procedures/Explain
- III. Generate/Create/Demonstrate
- IV. Analyze/Investigate
- V. Evaluate/Integrate

4



6

1

Specific content

2

Amount of instructional time = colored of tiles.

3

Content areas -strands (e.g. measurement).

4

The learning expectation (cognitive demand) -horizontal axis.

5

Groups being compared.

6

Colored boxes facilitate Comparison of data Between two groups.

7

Alignment Index

Administration Year: 2008

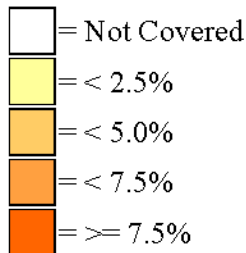
2008

Sample Selection: 2008 TIMMS Gr. 8

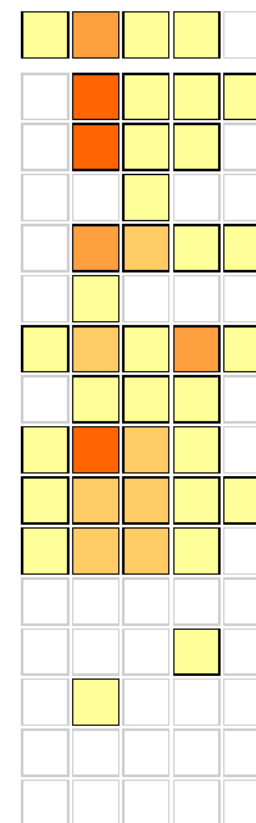
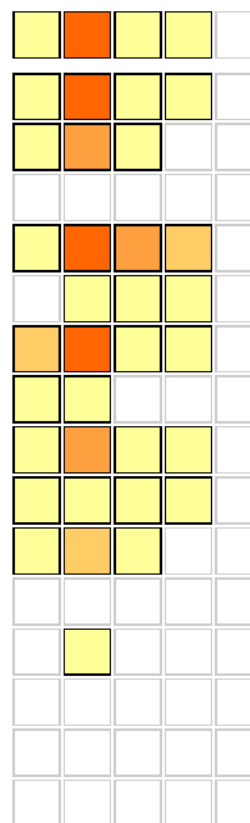
2008 PISA Gr. 9_

Report By: All Data

All Data



- [Number Sense / Properties / Relationships](#)
- [Operations](#)
- [Measurement](#)
- [Consumer Applications](#)
- [Basic Algebra](#)
- [Advanced Algebra](#)
- [Geometric Concepts](#)
- [Advanced Geometry](#)
- [Data Displays](#)
- [Statistics](#)
- [Probability](#)
- [Analysis](#)
- [Trigonometry](#)
- [Special Topics](#)
- [Functions](#)
- [Instructional Technology](#)



Student Expectations

- I. Memorize Facts, Definitions, Formulas
- II. Perform Procedures
- III. Demonstrate Understanding
- IV. Conjecture, Analyze, Generalize, Prove
- V. Solve Non-Routine Problems/Make Connections

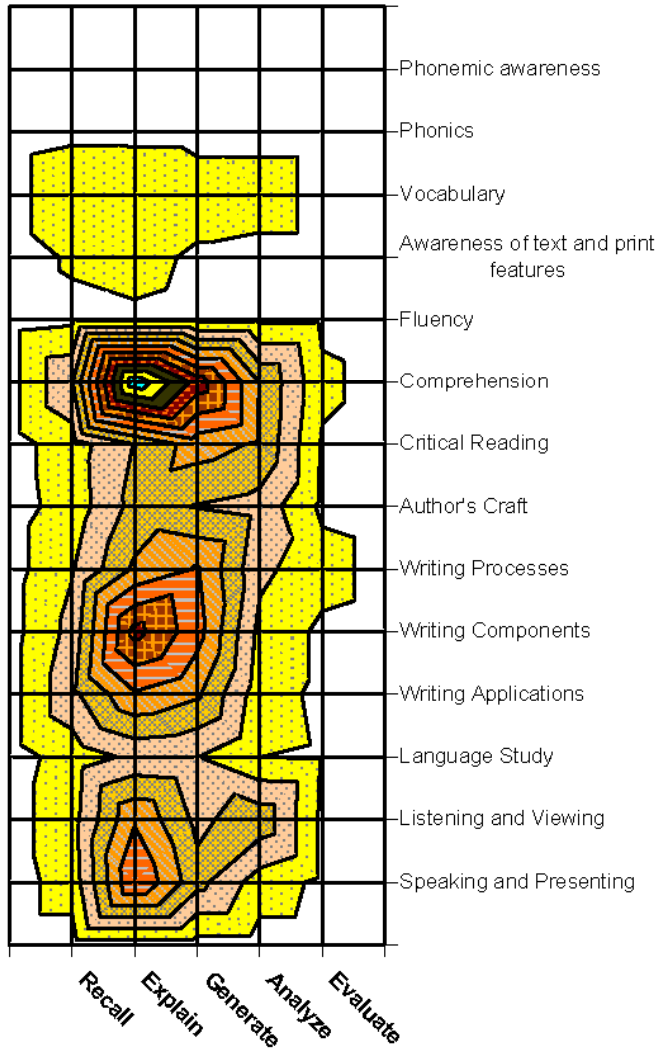
- I.
- II.
- III.
- IV.
- V.

- I.
- II.
- III.
- IV.
- V.

SEC-ELL Content Map

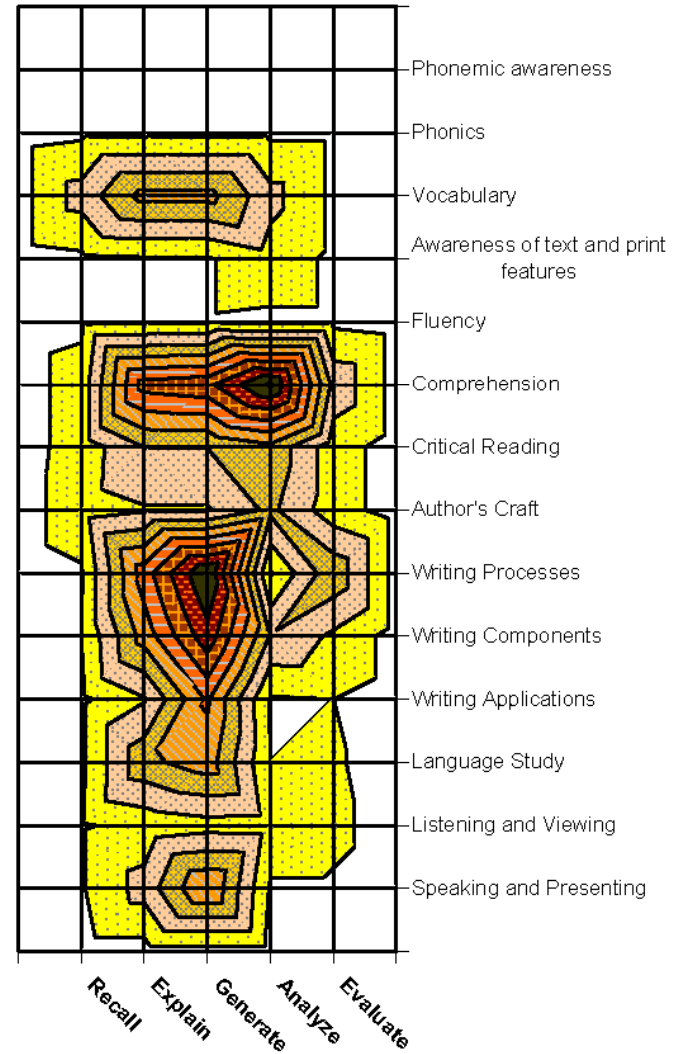
Alignment Index: 0.38

**College Board Level 3
Document
All Content Areas**



Coarse Grain: 0.63

**OH Bnchmrks Gr. 4_7
Document
All Content Areas**



Alignment Analysis Summary Table

College Board Level 3 TO: OH Bnchmrks Gr. 4_7	Alignment	Balance of Representation	Categorical Concurrence	Cognitive Complexity
Phonemic awareness	#DIV/0!	0.00	#DIV/0!	#DIV/0!
Phonics	#DIV/0!	0.00	#DIV/0!	#DIV/0!
Vocabulary	0.00	-0.07	0.01	0.79
Awareness of text and print features	0.10	0.00	0.75	0.20
Fluency	0.00	0.00	0.00	0.50
Comprehension	0.48	0.00	0.63	0.70
Critical Reading	0.50	0.01	0.63	0.88
Author's Craft	0.47	0.01	0.71	0.72
Writing Processes	0.35	-0.05	0.43	0.76
Writing Components	0.51	0.00	0.67	0.68
Writing Applications	0.30	0.04	0.46	0.55
Language Study	0.17	-0.04	0.21	0.80
Listening and Viewing	0.36	0.07	0.55	0.72
Speaking and Presenting	0.43	0.03	0.61	0.58
Overall	0.38	0.83	0.52	0.63
<i>Criteria</i>				<i>0.50</i>